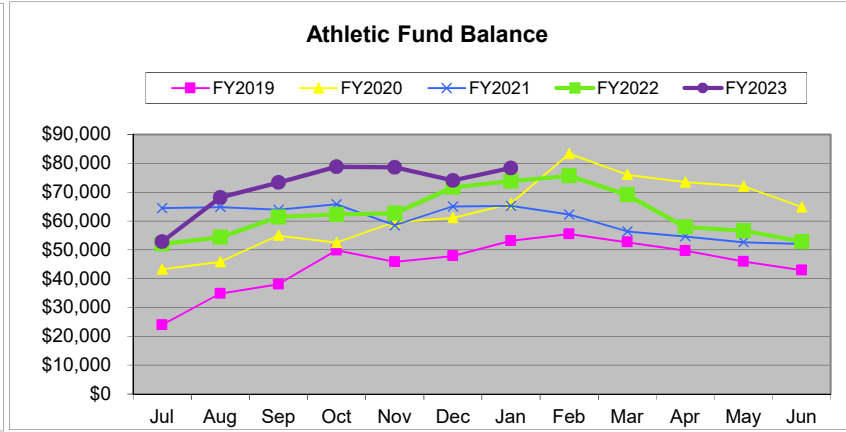
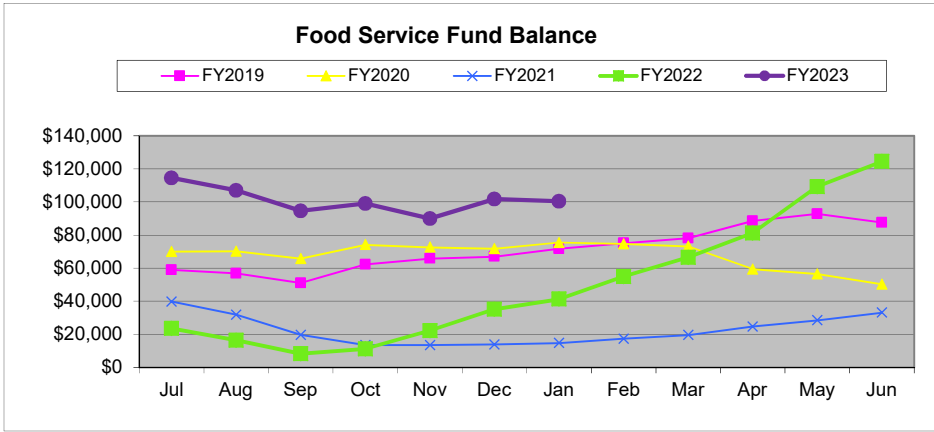


Lucas Local Schools
Monthly Finance Report
For the period ending: JAN_2023



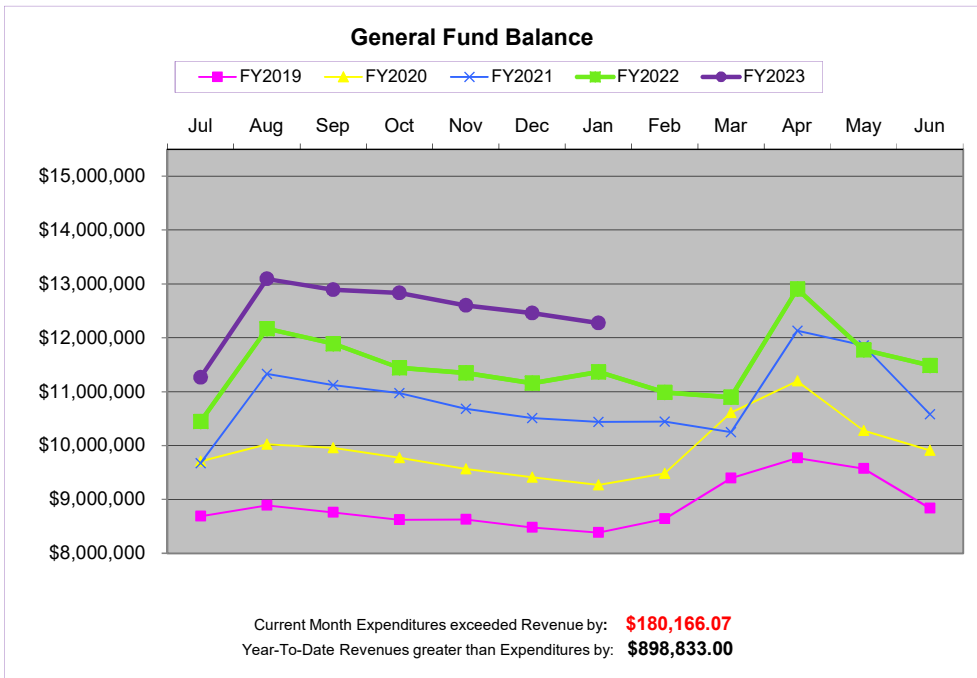
PERMANENT IMPROVEMENT FUND (003): **\$ 693,840.64**
CAPITAL PROJECTS FUND (070): **\$2,176,522.40**
Expenditures Current Month:

Total **\$ -**

Open Purchase Orders:
CENTRAL OHIO FENCING **\$ 28,325.00**
PO#5230443

Total **\$ 28,325.00**

Amount Available for Projects: **\$ 2,842,038.04**



General Fund Information:

Ending cash balance as of June 30, 2022:	\$11,487,034	Actual (updated 6/30/2022)
Forecasted Ending cash balance June 30, 2023:	\$11,396,792	updated 11/15/2022
Forecasted Ending cash balance June 30, 2024:	\$11,827,202	updated 11/15/2022
Forecasted Ending cash balance June 30, 2025:	\$11,945,173	updated 11/15/2022
Forecasted Ending cash balance June 30, 2026:	\$11,848,255	updated 11/15/2022
Forecasted Ending cash balance June 30, 2027:	\$11,598,639	updated 11/15/2022

Date: 02/01/2023
Time: 14:46

LUCAS LOCAL SCHOOL DISTRICT
Cash Reconciliation as of 01/31/2023

Page: 1

Gross Depository Balances:

Richland Bank General	\$148,150.00
Richland Bank Sweep	\$254,747.78
Richland Bank Payment	\$1,000.00
Richland Bank MM Savings	\$172,698.62
Star Ohio	\$11,082,159.01
Richland Bank Athletic	\$1,811.50

Total Depository Balances (Gross) \$11,660,566.91

Adjustments to Bank Balance:

Cash in Transit to Bank	\$0.00
Outstanding Checks	(\$7,688.94)
Adjustments:	
Athletic Checking	(\$1,811.50)

Total Adjustments to Bank Balance (\$9,500.44)

Investments:

Treasury Bonds and Notes	\$0.00
Certificate of Deposits	\$0.00
Other Securities	\$0.00
Other Investments:	
Richland Bank Investments (Cost Basis)	\$3,978,413.35

Total Investments \$3,978,413.35

Cash on Hand:

Petty Cash:	
Change Cash:	
BOARD,ELEM, MS,HS,ST ACT OFFICE CHANGE FUND	\$350.00
ATHLETICS CHANGE FUND	\$1,200.00
Cash with Fiscal Agent	\$0.00

Total Cash on Hand \$1,550.00

Total Balances \$15,631,029.82

Total Fund Balance \$15,631,029.82

Depository Clearance Accounts:

Total Clearance Account Balances \$0.00

Treasurer

LUCAS LOCAL SCHOOL DISTRICT

Cash Summary Report

FUND/SCC	Description	Initial Cash	MTD Received	FYTD Received	MTD Expended	FYTD Expended	Fund Balance	Encumbrance	Unencumbered Balance
001-0000	GENERAL FUND	\$ 11,404,321.97	\$ 0.00	\$ 4,291,049.96	\$ 0.00	\$ 3,523,074.61	\$ 12,172,297.32	\$ 1,025,176.92	\$ 11,147,120.40
001-9003	ECONOMIC DISADVANTAGED	66,687.08	0.00	0.00	0.00	68.31	66,618.77	0.00	66,618.77
001-9300	CASINO REVENUES SET ASIDE	16,025.10	0.00	33,106.63	0.00	12,368.26	36,763.47	15,770.41	20,993.06
003-9096	PERMANENT IMPROVEMENT	1,018,602.64	0.00	0.00	0.00	324,762.00	693,840.64	28,325.00	665,515.64
006-0000	FOOD SERVICES FUND	124,502.29	0.00	99,771.19	0.00	123,894.39	100,379.09	113,425.82	(13,046.73)
007-9001	SPECIAL TRUST - ELEM FACULTY	654.32	0.00	12.96	0.00	0.00	667.28	0.00	667.28
007-9003	SPECIAL TRUST - M.S. & H.S. FACULTY	117.47	0.00	2.32	0.00	0.00	119.79	0.00	119.79
007-9004	Cathy Gilbert Memorial	1,890.54	0.00	37.44	0.00	0.00	1,927.98	0.00	1,927.98
007-9011	MICHAEL C. FANELLO MEMORIAL SCHOLARSHIP	19,451.80	0.00	381.41	0.00	1,000.00	18,833.21	500.00	18,333.21
008-9095	ENDOWMENT FUND	9,820.56	0.00	192.57	0.00	500.00	9,513.13	0.00	9,513.13
008-9096	Scholarship fund Shelby Cooper	0.00	0.00	3,000.00	0.00	3,000.00	0.00	0.00	0.00
008-9099	ENDOWMENT-CHRISTINE WYKA SCHOLARSHIP	32,490.90	0.00	641.58	0.00	500.00	32,632.48	0.00	32,632.48
008-9100	LSSF SCHOLARSHIP FUND	5,007.68	0.00	46.78	0.00	5,054.46	0.00	0.00	0.00
018-9001	PUBLIC SCHOOL SUPPORT FUND - ELEMENTARY	7,466.28	0.00	278.44	0.00	1,211.48	6,533.24	0.00	6,533.24
018-9002	PUBLIC SCHOOL SUPPORT FUND - MIDDLE SCHOOL	617.50	0.00	507.63	0.00	326.51	798.62	538.02	260.60
018-9003	PUBLIC SCHOOL SUPPORT FUND - HIGH SCHOOL	3,681.17	0.00	144.98	0.00	525.37	3,300.78	1,775.00	1,525.78
018-9004	SUPT/TREAS FLOWER/FUNDRSR	20.98	0.00	0.00	0.00	0.00	20.98	0.00	20.98
018-9023	PBIS - STUDENT/STAFF INITIATIVE	0.00	0.00	3,473.60	0.00	0.00	3,473.60	0.00	3,473.60
019-9105	PARK NATIONAL BANK TEACHER GRANT M. WARNER	250.00	0.00	0.00	0.00	153.00	97.00	0.00	97.00
019-9501	Academic Booster's Mini Grant	1,307.74	0.00	0.00	0.00	0.00	1,307.74	0.00	1,307.74
019-9700	LUCAS LOCAL SCHOOL SUSTAINING FUND	15,027.22	0.00	5,900.90	0.00	8,785.87	12,142.25	3,374.00	8,768.25
020-0000	FARM	2,248.16	0.00	0.00	0.00	0.00	2,248.16	0.00	2,248.16
070-9021	CAPITAL PROJECTS FUND	2,111,790.40	0.00	64,732.00	0.00	0.00	2,176,522.40	0.00	2,176,522.40
200-9001	DRAMA CLUB-ELEMENTARY	86.56	0.00	0.00	0.00	0.00	86.56	0.00	86.56
200-9002	DRAMA CLUB-MIDDLE SCHOOL	665.08	0.00	0.00	0.00	0.00	665.08	0.00	665.08
200-9015	CLASS OF 2015	1,070.40	0.00	0.00	0.00	0.00	1,070.40	0.00	1,070.40
200-9016	CLASS OF 2016	0.00	0.00	0.00	0.00	0.00	0.00	0.00	0.00
200-9017	CLASS OF 2017	887.97	0.00	0.00	0.00	0.00	887.97	0.00	887.97
200-9018	CLASS OF 2018	1,112.23	0.00	0.00	0.00	0.00	1,112.23	0.00	1,112.23
200-9019	CLASS OF 2019	869.73	0.00	0.00	0.00	0.00	869.73	0.00	869.73
200-9020	CLASS OF 2020	0.00	0.00	0.00	0.00	0.00	0.00	0.00	0.00
200-9021	CLASS OF 2021	351.22	0.00	0.00	0.00	0.00	351.22	0.00	351.22
200-9022	CLASS OF 2022	1,255.65	0.00	0.00	0.00	999.26	256.39	30.40	225.99
200-9023	CLASS OF 2023	1,976.04	0.00	720.00	0.00	295.53	2,400.51	1,350.00	1,050.51

LUCAS LOCAL SCHOOL DISTRICT

Cash Summary Report

FUND/SCC	Description	Initial Cash	MTD Received	FYTD Received	MTD Expended	FYTD Expended	Fund Balance	Encumbrance	Unencumbered Balance
200-9024	CLASS OF 2024	\$ 1,360.00	\$ 0.00	\$ 1,338.00	\$ 0.00	\$ 0.00	\$ 2,698.00	\$ 0.00	\$ 2,698.00
200-9025	CLASS OF 2025	520.00	0.00	740.00	0.00	0.00	1,260.00	0.00	1,260.00
200-9026	CLASS OF 2026	0.00	0.00	640.00	0.00	0.00	640.00	0.00	640.00
200-9125	FRENCH CLUB	1,151.71	0.00	0.00	0.00	0.00	1,151.71	0.00	1,151.71
200-9128	SPANISH CLUB	713.25	0.00	0.00	0.00	0.00	713.25	0.00	713.25
200-9144	DESTINATION IMAGINATION	64.16	0.00	0.00	0.00	0.00	64.16	0.00	64.16
200-9330	F F A	12,445.34	0.00	3,473.60	0.00	1,892.00	14,026.94	1,190.95	12,835.99
200-9440	MUSIC ACTIVITIES	10,986.02	0.00	0.00	0.00	10,986.02	0.00	0.00	0.00
200-9470	CHOIR	580.54	0.00	0.00	0.00	0.00	580.54	0.00	580.54
200-9611	ELEM STUDENT COUNCIL	2,340.59	0.00	377.16	0.00	390.86	2,326.89	0.00	2,326.89
200-9612	MIDDLE SCHOOL STUDENT COUNCIL	2,570.08	0.00	85.00	0.00	92.00	2,563.08	0.00	2,563.08
200-9613	HS STUDENT COUNCIL	3,714.64	0.00	1,570.75	0.00	1,325.52	3,959.87	258.76	3,701.11
200-9680	YEARBOOK	11,291.89	0.00	2,060.00	0.00	319.65	13,032.24	3,351.11	9,681.13
200-9690	NEWSPAPER	621.59	0.00	0.00	0.00	0.00	621.59	0.00	621.59
200-9710	LUCAS ACADEMIC HONOR SOCIETY	0.00	0.00	218.00	0.00	50.00	168.00	0.00	168.00
200-9810	LUCAS SCHOOLS PEP CLUB	632.60	0.00	0.00	0.00	48.45	584.15	151.55	432.60
300-9001	ELEM/MS LIBRARY	9,476.31	0.00	5,130.88	0.00	7,411.30	7,195.89	5,051.09	2,144.80
300-9003	HS LIBRARY	983.78	0.00	48.30	0.00	0.00	1,032.08	0.00	1,032.08
300-9440	BAND/MUSIC DIST MANAGED ACT ACCT	0.00	0.00	11,817.52	0.00	892.10	10,925.42	484.94	10,440.48
300-9500	ATHLETIC	52,824.59	0.00	63,103.02	0.00	37,554.38	78,373.23	28,089.54	50,283.69
300-9510	ATHLETICS - HS FOOTBALL	15,831.15	0.00	1,831.00	0.00	8,069.98	9,592.17	960.00	8,632.17
300-9511	ATHLETICS - MS FOOTBALL	87.67	0.00	0.00	0.00	0.00	87.67	0.00	87.67
300-9520	ATHLETICS - BOYS HS BASKETBALL	1,045.99	0.00	2,801.00	0.00	2,188.00	1,658.99	3,702.40	(2,043.41)
300-9521	ATHLETICS - BOYS MS BASKETBALL	98.61	0.00	0.00	0.00	0.00	98.61	0.00	98.61
300-9525	ATHLETICS - GIRLS HS BASKETBALL	436.68	0.00	1,095.00	0.00	1,172.50	359.18	0.00	359.18
300-9526	ATHLETICS - GIRLS MS BASKETBALL	52.44	0.00	0.00	0.00	0.00	52.44	0.00	52.44
300-9528	ATHLETICS - WRESTLING	3,900.11	0.00	0.00	0.00	0.00	3,900.11	0.00	3,900.11
300-9530	ATHLETICS - BASEBALL	2,246.63	0.00	200.00	0.00	2,018.59	428.04	0.00	428.04
300-9540	ATHLETICS - SOFTBALL	2,235.47	0.00	9,392.00	0.00	1,360.00	10,267.47	0.00	10,267.47
300-9550	ATHLETICS - HS VOLLEYBALL	1,168.97	0.00	3,848.50	0.00	3,720.14	1,297.33	0.00	1,297.33
300-9551	ATHLETICS - MS VOLLEYBALL	0.00	0.00	0.00	0.00	0.00	0.00	0.00	0.00
300-9553	ATHLETICS - HS CHEERLEADING	3,373.28	0.00	3,238.85	0.00	5,015.09	1,597.04	80.00	1,517.04
300-9554	ATHLETICS - MS CHEERLEADING	107.80	0.00	0.00	0.00	0.00	107.80	0.00	107.80
300-9560	ATHLETICS - HS CROSS COUNTRY	744.34	0.00	280.00	0.00	0.00	1,024.34	0.00	1,024.34

LUCAS LOCAL SCHOOL DISTRICT

Cash Summary Report

FUND/SCC	Description	Initial Cash	MTD Received	FYTD Received	MTD Expended	FYTD Expended	Fund Balance	Encumbrance	Unencumbered Balance
300-9561	ATHLETICS - MS CROSS COUNTRY	\$ 220.11	\$ 0.00	\$ 0.00	\$ 0.00	\$ 0.00	\$ 220.11	\$ 0.00	\$ 220.11
300-9570	ATHLETICS - HS TRACK & FIELD	2,224.86	0.00	119.00	0.00	330.60	2,013.26	0.00	2,013.26
300-9571	ATHLETICS - MS TRACK & FIELD	0.00	0.00	0.00	0.00	0.00	0.00	0.00	0.00
451-9021	eTech Ohio Connectivity Subsidy	0.00	0.00	0.00	0.00	0.00	0.00	0.00	0.00
451-9022	eTech Ohio Connectivity Subsidy	0.00	0.00	0.00	0.00	0.00	0.00	0.00	0.00
451-9023	DATA COMMUNICATION FUND	0.00	0.00	2,700.00	0.00	0.00	2,700.00	0.00	2,700.00
467-9020	Student Wellness and Success Fund FY20	0.00	0.00	0.00	0.00	0.00	0.00	0.00	0.00
467-9021	Student Wellness and Success Fund FY21	29,022.69	0.00	0.00	0.00	19,628.94	9,393.75	9,393.75	0.00
467-9022	Student Wellness and Success Fund FY21	0.00	0.00	0.00	0.00	0.00	0.00	0.00	0.00
499-9020	SCHOOL SAFETY GRANT	0.00	0.00	0.00	0.00	0.00	0.00	0.00	0.00
499-9021	SCHOOL SAFETY GRANT	0.00	0.00	0.00	0.00	0.00	0.00	0.00	0.00
499-9022	MISCELLANEOUS STATE GRANT FUND	0.00	0.00	0.00	0.00	0.00	0.00	0.00	0.00
499-9121	School Bus Purchase Program	0.00	0.00	0.00	0.00	0.00	0.00	0.00	0.00
507-9021	ESSER (Elem & Sec School Emergency Relief)	0.00	0.00	0.00	0.00	0.00	0.00	0.00	0.00
507-9022	ESSER II	0.00	0.00	3,291.81	0.00	4,468.84	(1,177.03)	10,167.72	(11,344.75)
507-9023	ESSER II	0.00	0.00	0.00	0.00	0.00	0.00	0.00	0.00
507-9122	ARP ESSER	0.00	0.00	10,918.43	0.00	10,918.43	0.00	12.78	(12.78)
507-9123	ARP ESSER	0.00	0.00	26,743.72	0.00	53,133.95	(26,390.23)	47,200.80	(73,591.03)
507-9223	ELEMENTARY AND SECONDARY SCHOOL EMERGENCY RELIEF FUND	0.00	0.00	0.00	0.00	0.01	(0.01)	0.00	(0.01)
508-9021	GEER (Governor's Emergency Education Relief)	0.00	0.00	0.00	0.00	0.00	0.00	0.00	0.00
510-9021	CRF (Coronavirus Relief Fund)	0.00	0.00	0.00	0.00	0.00	0.00	0.00	0.00
510-9121	BroadBand Ohio Connectivity Grant	0.00	0.00	0.00	0.00	0.00	0.00	0.00	0.00
510-9221	CRF Rich Cty Commisioners	0.00	0.00	0.00	0.00	0.00	0.00	0.00	0.00
516-9020	IDEA FY-2020	0.00	0.00	0.00	0.00	0.00	0.00	0.00	0.00
516-9021	IDEA FY-2021	0.00	0.00	0.00	0.00	0.00	0.00	0.00	0.00
516-9022	IDEA FY-2021	0.00	0.00	6,808.75	0.00	6,808.75	0.00	11.61	(11.61)
516-9023	IDEA B	0.00	0.00	45,607.96	0.00	56,279.82	(10,671.86)	4,986.58	(15,658.44)
572-9021	TITLE I FY-2021	0.00	0.00	0.00	0.00	0.00	0.00	(0.47)	0.47
572-9022	TITLE I FY-2021	0.00	0.00	10,261.50	0.00	10,248.34	13.16	13.16	0.00
572-9023	TITLE I	0.00	0.00	21,854.76	0.00	27,055.17	(5,200.41)	634.56	(5,834.97)
572-9122	TITLE I DISADVANTAGED CHILDREN	0.00	0.00	0.00	0.00	0.00	0.00	0.00	0.00
584-9022	TITLE IV, PART A STUDENT SUPPORT AND ACADEM ENRICH	0.00	0.00	0.00	0.00	0.00	0.00	0.00	0.00
584-9023	TITLE IV, PART A STUDENT	0.00	0.00	0.00	0.00	0.00	0.00	0.00	0.00

LUCAS LOCAL SCHOOL DISTRICT Cash Summary Report

FUND/SCC	Description	Initial Cash	MTD Received	FYTD Received	MTD Expended	FYTD Expended	Fund Balance	Encumbrance	Unencumbered Balance
	SUPPORT AND ACADEM ENRICH								
587-9021	ECSE FY-2021	\$ 0.00	\$ 0.00	\$ 0.00	\$ 0.00	\$ 0.00	\$ 0.00	\$ 0.00	\$ 0.00
587-9022	ECSE FY-2021	0.00	0.00	0.00	0.00	0.00	0.00	0.00	0.00
587-9023	ECSE	0.00	0.00	0.00	0.00	0.00	0.00	2,400.52	(2,400.52)
590-9021	TITLE II-A FY-2021	0.00	0.00	0.00	0.00	0.00	0.00	0.00	0.00
590-9022	TITLE II-A FY-2021	0.00	0.00	0.00	0.00	0.00	0.00	0.00	0.00
590-9023	TITLE II-A	0.00	0.00	11,091.36	0.00	13,864.20	(2,772.84)	0.00	(2,772.84)
599-9021	TITLE IV-A Student Sprt & Acad Enrichment	0.00	0.00	0.00	0.00	0.00	0.00	0.00	0.00
599-9022	TITLE IV-A Student Sprt & Acad Enrichment	0.00	0.00	0.00	0.00	0.00	0.00	0.00	0.00
599-9023	TITLE IV-A Student Sprt & Acad Enrichment	0.00	0.00	0.00	0.00	0.00	0.00	0.00	0.00
599-9821	ARPA 2021 K-12 SCHOOL SAFETY GRANT	0.00	0.00	149,100.67	0.00	6,325.00	142,775.67	0.00	142,775.67
599-9917	REAP 7/1/2021-09/30/2022	0.00	0.00	0.00	0.00	0.00	0.00	0.00	0.00
599-9920	EPA Clean Diesel Rebate Program CFDA 66.039	0.00	0.00	0.00	0.00	0.00	0.00	0.00	0.00
599-9922	REAP 7/1/2020-09/30/2021	0.00	0.00	5,259.80	0.00	5,259.80	0.00	0.00	0.00
599-9923	REAP 7/1/2021-09/30/2022	0.00	0.00	0.00	0.00	0.00	0.00	0.00	0.00
Grand Total		\$ 15,025,330.57	\$ 0.00	\$ 4,911,046.73	\$ 0.00	\$ 4,305,347.48	\$ 15,631,029.82	\$ 1,308,406.92	\$ 14,322,622.90

Lucas Local School District Investment Report

Maturity Date	Description	Interest Rate	Invested Amount
2/17/2023	Goldman Sachs Bk USA	0.200%	\$ 150,000.00
2/27/2023	UBS Bk USA Salt Lake City UT	0.200%	\$ 150,000.00
2/28/2023	Ohio Valley Bank CD 677721CS9	2.600%	\$ 25,000.00
3/6/2023	State Bank of India ny 856285JS1	3.000%	\$ 225,000.00
9/8/2023	Industrial & Colm Bk China 45581ECQ2	0.250%	\$ 200,000.00
9/15/2023	Vertex Cmnty Bk NA Dallas 923450cp3	0.200%	\$ 200,000.00
10/10/2023	Synchrony Bank CD 87165he63	0.400%	\$ 198,000.00
10/19/2023	JPMORGAN CHASE	2.000%	\$ 235,000.00
11/24/2023	Capital One Natl Assn Va	0.500%	\$ 200,000.00
12/15/2023	Bank Ozk 06417nb69	0.180%	\$ 200,000.00
11/12/2024	UBS Bk USA Salt Lake City UT	3.000%	\$ 200,000.00
12/2/2024	ALLY BK MIDVALE UTAH	3.000%	\$ 200,000.00
1/3/2024	BEAL BANK USA LAS VEGAS	4.550%	\$ 200,000.00
6/14/2024	FEDERAL HOME LOAN BANKS	4.875%	\$ 50,169.50
6/23/2025	CAPITAL EDUCATORS FED CR	5.250%	\$ 200,000.00
9/15/2025	Morgan Stanley Bk	3.550%	\$ 200,000.00
9/29/2025	Ephrata Natl Bk	3.650%	\$ 200,000.00
9/28/2026	Security Bk & Tr Co Paris	3.850%	\$ 200,000.00
9/30/2026	Morgan Stanley Private Bk	4.050%	\$ 200,000.00
1/28/2027	SOUTHERN BANK GEORGIA	4.300%	\$ 150,000.00
10/6/2027	HARDING CNTY SAVGS BK	4.750%	\$ 200,000.00
	Total Investments at Maturity:		\$ 3,783,169.50
3/23/2023	U.S. Treasury T-Bills		\$ 147,588.51
	Money Market - Northern Instl Govt Select	4.020%	\$ 47,655.34
	GRAND TOTAL:		\$ 3,978,413.35

Start Date: 01/01/2023

End Date: 01/31/2023

LUCAS LOCAL SCHOOL DISTRICT MONTHLY CHECK REGISTER

Check Number	Type	Date	Name	Vendor #	Status	Reconcile Date	Void Date	Amount
0	PAYROLL	1/6/2023	LUCAS LOCAL SCHOOL DISTRICT		RECONCILED	1/6/2023		\$ 144,451.62
0	PAYROLL	1/20/2023	LUCAS LOCAL SCHOOL DISTRICT		RECONCILED	1/20/2023		140,071.92
0	ACCOUNTS_PAYABLE	1/4/2023	CONNECT PARENT CORPORATION	131227	RECONCILED	1/4/2023		57.82
0	ACCOUNTS_PAYABLE	1/19/2023	BUREAU OF WORKERS' COMP	38900	VOID		1/19/2023	1,665.00
0	ACCOUNTS_PAYABLE	1/19/2023	BUREAU OF WORKERS' COMP	38900	RECONCILED	1/19/2023		1,665.00
0	ACCOUNTS_PAYABLE	1/4/2023	DIRECT ENERGY BUSINESS	931258	RECONCILED	1/18/2023		1,780.66
0	ACCOUNTS_PAYABLE	1/4/2023	FIRELANDS ELECTRIC COOP	988500	RECONCILED	1/17/2023		464.05
0	ACCOUNTS_PAYABLE	1/24/2023	HILLYARD OHIO	232220	RECONCILED	1/25/2023		179.90
0	ACCOUNTS_PAYABLE	1/19/2023	NAPA AUTO PARTS	397311	RECONCILED	1/24/2023		147.11
0	ACCOUNTS_PAYABLE	1/19/2023	OHIO.NET INTERNET PROVIDERS	931559	RECONCILED	1/23/2023		172.58
0	ACCOUNTS_PAYABLE	1/20/2023	PARK NATIONAL BANK	900300	RECONCILED	1/20/2023		3,930.81
0	ACCOUNTS_PAYABLE	1/25/2023	PARK NATIONAL BANK	900300	RECONCILED	1/25/2023		2,000.00
0	ACCOUNTS_PAYABLE	1/25/2023	PITNEY BOWES	997301	RECONCILED	1/30/2023		450.15
0	ACCOUNTS_PAYABLE	1/4/2023	QUILL CORPORATION	218550	RECONCILED	1/6/2023		65.33
0	ACCOUNTS_PAYABLE	1/20/2023	SCHOOL EMPLOYEES RETIREMENT	902003	RECONCILED	1/20/2023		2,649.84
0	ACCOUNTS_PAYABLE	1/20/2023	SERS	396566	RECONCILED	1/20/2023		13,740.00
0	ACCOUNTS_PAYABLE	1/19/2023	SPECTRUM COMMUNICATIONS	902009	RECONCILED	1/27/2023		273.60
0	ACCOUNTS_PAYABLE	1/20/2023	STATE TEACHERS RETIREMENT SYST	902002	RECONCILED	1/20/2023		30,226.76
0	ACCOUNTS_PAYABLE	1/30/2023	US Bank One Card	131127	RECONCILED	1/31/2023		3,151.23
22978	REFUND	1/9/2023	MANSFIELD CORRECTIONAL INSTITUTE	179148	RECONCILED	1/13/2023		3,000.00
22979	ACCOUNTS_PAYABLE	1/9/2023	AIRE SERV	3721	RECONCILED	1/17/2023		484.44
22980	ACCOUNTS_PAYABLE	1/9/2023	COLIN ARNOLD	7845	RECONCILED	1/13/2023		1,000.00
22981	ACCOUNTS_PAYABLE	1/9/2023	GRANT BARRETT	18808	RECONCILED	1/18/2023		2,777.23
22982	ACCOUNTS_PAYABLE	1/9/2023	PATRICK BICHSEL	24200	OUTSTANDING			500.00
22983	ACCOUNTS_PAYABLE	1/9/2023	RYAN CULLER	61011	RECONCILED	1/23/2023		1,000.00
22984	ACCOUNTS_PAYABLE	1/9/2023	EJ THERAPY INC	396559	RECONCILED	1/18/2023		4,814.99
22985	ACCOUNTS_PAYABLE	1/9/2023	G & L SUPPLY CO	96450	RECONCILED	1/17/2023		117.14
22986	ACCOUNTS_PAYABLE	1/9/2023	GIONINIO'S PIZZA	397180	RECONCILED	1/13/2023		158.26
22987	ACCOUNTS_PAYABLE	1/9/2023	GORDON FOOD SERVICE	105225	RECONCILED	1/18/2023		5,566.58
22988	ACCOUNTS_PAYABLE	1/9/2023	GRAINGER INC	105375	RECONCILED	1/17/2023		266.88
22989	ACCOUNTS_PAYABLE	1/9/2023	HARCOURT OUTLINES, INC	396715	RECONCILED	1/17/2023		262.96
22990	ACCOUNTS_PAYABLE	1/9/2023	KOORSEN FIRE & SECURITY	396614	RECONCILED	1/19/2023		1,296.84
22991	ACCOUNTS_PAYABLE	1/9/2023	MONROE TOWNSHIP	195950	RECONCILED	1/18/2023		1,500.00
22992	ACCOUNTS_PAYABLE	1/9/2023	MNCO	203925	RECONCILED	1/19/2023		196.80
22993	ACCOUNTS_PAYABLE	1/9/2023	O H S A A	206345	RECONCILED	1/18/2023		600.00
22994	ACCOUNTS_PAYABLE	1/9/2023	US BANK EQUIPMENT FINANCE	211135	RECONCILED	1/18/2023		1,591.07
22995	ACCOUNTS_PAYABLE	1/9/2023	PETERS, KALIAL & MARKAKIS	183088	RECONCILED	1/13/2023		1,188.00
22996	ACCOUNTS_PAYABLE	1/9/2023	RIGHTWAY FOOD SERVICE	397070	RECONCILED	1/13/2023		1,115.60
22997	ACCOUNTS_PAYABLE	1/9/2023	R&T REPAIRS, INC.	396164	RECONCILED	1/17/2023		478.26

Start Date: 01/01/2023

End Date: 01/31/2023

LUCAS LOCAL SCHOOL DISTRICT MONTHLY CHECK REGISTER

Check Number	Type	Date	Name	Vendor #	Status	Reconcile Date	Void Date	Amount
22998	ACCOUNTS_PAYABLE	1/9/2023	TORI SAUDER	235290	RECONCILED	1/31/2023		\$ 500.00
22999	ACCOUNTS_PAYABLE	1/9/2023	SAVVAS LEARNING CO LLC	131749	RECONCILED	1/17/2023		6,566.68
23000	ACCOUNTS_PAYABLE	1/9/2023	School Health Corporation	396875	RECONCILED	1/17/2023		1,974.97
23001	ACCOUNTS_PAYABLE	1/9/2023	SCHOOL SPECIALTY	238220	RECONCILED	1/23/2023		424.71
23002	ACCOUNTS_PAYABLE	1/9/2023	SMITHFOODS INC	252305	RECONCILED	1/17/2023		861.83
23003	ACCOUNTS_PAYABLE	1/9/2023	STOLLER ENTERPRISES LLC	258460	RECONCILED	1/20/2023		1,297.60
23004	ACCOUNTS_PAYABLE	1/9/2023	TILTON, JACQUIE	131216	RECONCILED	1/10/2023		180.00
23005	ACCOUNTS_PAYABLE	1/9/2023	TITAN MANUFACTURING & DISTRIBUTING, INC.	268247	RECONCILED	1/19/2023		1,625.82
23006	ACCOUNTS_PAYABLE	1/9/2023	TOWN MONEY SAVER INC	131616	RECONCILED	1/18/2023		1,096.00
23007	ACCOUNTS_PAYABLE	1/9/2023	VILLAGE OF LUCAS	276380	RECONCILED	1/17/2023		8,593.69
23008	ACCOUNTS_PAYABLE	1/19/2023	BUCKEYE CENTRAL LOCAL SCHOOLS	36800	RECONCILED	2/1/2023		85.00
23009	ACCOUNTS_PAYABLE	1/19/2023	CARDINAL BUS SALES	396769	RECONCILED	1/24/2023		96.03
23010	ACCOUNTS_PAYABLE	1/19/2023	CLEAR FORK H S	52500	RECONCILED	1/26/2023		200.00
23011	ACCOUNTS_PAYABLE	1/19/2023	COLUMBIA GAS	55990	RECONCILED	1/30/2023		1,575.08
23012	ACCOUNTS_PAYABLE	1/19/2023	CRESTLINE HIGH SCHOOL	396400	RECONCILED	1/24/2023		70.00
23013	ACCOUNTS_PAYABLE	1/19/2023	FARINA, DANE	397145	OUTSTANDING			13.10
23014	ACCOUNTS_PAYABLE	1/19/2023	FRALEY, KAITLYN	396827	RECONCILED	2/1/2023		223.48
23015	ACCOUNTS_PAYABLE	1/19/2023	FREDERICKTOWN H. S.	92435	RECONCILED	1/30/2023		150.00
23016	ACCOUNTS_PAYABLE	1/19/2023	GIONINIO'S PIZZA	397180	RECONCILED	1/27/2023		27.00
23017	ACCOUNTS_PAYABLE	1/19/2023	GOOD VIEW LAWN CARE	131773	RECONCILED	1/31/2023		250.00
23018	ACCOUNTS_PAYABLE	1/19/2023	HILLSDALE LOCAL SCHOOLS	121890	RECONCILED	1/30/2023		175.00
23019	ACCOUNTS_PAYABLE	1/19/2023	KIMBALL MIDWEST	397105	RECONCILED	1/25/2023		193.94
23020	ACCOUNTS_PAYABLE	1/19/2023	LOUDONVILLE-PERRYSVILLE	396490	RECONCILED	1/24/2023		200.00
23021	ACCOUNTS_PAYABLE	1/19/2023	MAXIM HEALTHCARE SERVICES	131600	RECONCILED	1/23/2023		1,600.00
23022	ACCOUNTS_PAYABLE	1/19/2023	MID OHIO EDUCATIONAL SERV CTR	227880	RECONCILED	1/23/2023		13,000.00
23023	ACCOUNTS_PAYABLE	1/19/2023	MIKE & B SALES	191250	RECONCILED	1/25/2023		300.00
23024	ACCOUNTS_PAYABLE	1/19/2023	ROUTE 39 DESIGNS	232265	RECONCILED	1/23/2023		516.00
23025	ACCOUNTS_PAYABLE	1/19/2023	RUMPKE OF OHIO, INC.	131247	RECONCILED	1/25/2023		1,589.50
23026	ACCOUNTS_PAYABLE	1/19/2023	T A C	266500	RECONCILED	1/25/2023		117.79
23027	ACCOUNTS_PAYABLE	1/20/2023	STARK COUNTY COG	397268	RECONCILED	1/27/2023		65,295.01
23028	ACCOUNTS_PAYABLE	1/27/2023	ADVANCED KEY & LOCK SHOP	3650	RECONCILED	1/31/2023		116.00
23029	ACCOUNTS_PAYABLE	1/27/2023	BENDER COMMUNICATIONS, INC.	22400	OUTSTANDING			1,990.00
23030	ACCOUNTS_PAYABLE	1/27/2023	PAIGE FANELLO	131250	OUTSTANDING			500.00
23031	ACCOUNTS_PAYABLE	1/27/2023	G & L SUPPLY CO	96450	RECONCILED	1/31/2023		1,808.51
23032	ACCOUNTS_PAYABLE	1/27/2023	GALION H.S. ATHLETIC DEPT.	396544	RECONCILED	1/30/2023		250.00
23033	ACCOUNTS_PAYABLE	1/27/2023	GRAINGER INC	105375	RECONCILED	2/1/2023		273.38
23034	ACCOUNTS_PAYABLE	1/27/2023	JACKET BOOSTERS INC	133500	OUTSTANDING			140.00
23035	ACCOUNTS_PAYABLE	1/27/2023	BRAYDEN JACKSON	137755	VOID		1/27/2023	1,250.00

Start Date: 01/01/2023

End Date: 01/31/2023

**LUCAS LOCAL SCHOOL DISTRICT
MONTHLY CHECK REGISTER**

Check Number	Type	Date	Name	Vendor #	Status	Reconcile Date	Void Date	Amount
23036	ACCOUNTS_PAYABLE	1/27/2023	KIMBALL MIDWEST	397105	RECONCILED	2/1/2023		\$ 167.20
23037	ACCOUNTS_PAYABLE	1/27/2023	LUCAS FOOD SERVICE	396189	RECONCILED	1/27/2023		94.48
23038	ACCOUNTS_PAYABLE	1/27/2023	HEARTLAND COUNCIL OF GOVERNMENTS	205075	RECONCILED	2/2/2023		2,519.55
23039	ACCOUNTS_PAYABLE	1/27/2023	TRUCK SALES & SERVICE, INC.	116090	RECONCILED	1/31/2023		66.64
23040	ACCOUNTS_PAYABLE	1/27/2023	BRAYDEN JACKSON	137755	OUTSTANDING			1,277.23
Grand Total								\$ 494,309.65

LUCAS LOCAL SCHOOL DISTRICT
Monthly Summary of Revenues by Fund

Fund	Description	FYTD Receivable	FYTD Actual Receipts	MTD Actual Receipts	FYTD Balance Receivable	FYTD Percent Receivable
001	GENERAL	\$ 8,276,930.26	\$ 4,324,156.59	\$ 0.00	\$ 3,952,773.67	52.24 %
003	PERMANENT IMPROVEMENT	0.00	0.00	0.00	0.00	0.00
006	FOOD SERVICE	190,230.00	99,771.19	0.00	90,458.81	52.45
007	SPECIAL TRUST	112.00	434.13	0.00	(322.13)	387.62
008	ENDOWMENT	12,135.00	3,880.93	0.00	8,254.07	31.98
018	PUBLIC SCHOOL SUPPORT	3,435.00	4,404.65	0.00	(969.65)	128.23
019	OTHER GRANT	50,250.00	5,900.90	0.00	44,349.10	11.74
020	SPECIAL ENTERPRISE FUND	0.00	0.00	0.00	0.00	0.00
070	CAPITAL PROJECTS	750,000.00	64,732.00	0.00	685,268.00	8.63
200	STUDENT MANAGED ACTIVITY	11,700.00	11,222.51	0.00	477.49	95.92
300	DISTRICT MANAGED ACTIVITY	96,491.02	102,905.07	0.00	(6,414.05)	106.65
451	DATA COMMUNICATION FUND	5,400.00	2,700.00	0.00	2,700.00	50.00
467	Student Wellness and Success Fund	0.00	0.00	0.00	0.00	0.00
499	MISCELLANEOUS STATE GRANT FUND	0.00	0.00	0.00	0.00	0.00
507	ELEMENTARY AND SECONDARY SCHOOL EMERGENCY RELIEF FUND	171,410.60	40,953.96	0.00	130,456.64	23.89
508	GOVERNOR'S EMERGENCY EDUCATION RELIEF FUND	0.00	0.00	0.00	0.00	0.00
510	CORONA VIRUS RELIEF FUND	0.00	0.00	0.00	0.00	0.00
516	IDEA PART B GRANTS	107,102.55	52,416.71	0.00	54,685.84	48.94
572	TITLE I DISADVANTAGED CHILDREN	87,246.87	32,116.26	0.00	55,130.61	36.81
584	TITLE IV, PART A STUDENT SUPP AND ACADEMIC ENRICH	10,000.00	0.00	0.00	10,000.00	0.00
587	IDEA PRESCHOOL-HANDICAPPED	2,400.52	0.00	0.00	2,400.52	0.00
590	IMPROVING TEACHER QUALITY	14,904.77	11,091.36	0.00	3,813.41	74.41
599	MISCELLANEOUS FED. GRANT FUND	40,824.50	154,360.47	0.00	(113,535.97)	378.11
Grand Total		\$ 9,830,573.09	\$ 4,911,046.73	\$ 0.00	\$ 4,919,526.36	

LUCAS LOCAL SCHOOL DISTRICT

Spending Plan Summary

ODE Line Number	Monthly Estimate	Monthly Actual	Monthly Difference	FYTEstimate	FYTDActual	FYTDDifference
01.010 General Property (Real Estate)	\$ 0.00	\$ 0.00	\$ 0.00	\$ 745,000.00	\$ 702,163.08	\$ (42,836.92)
01.020 Tangible Personal Property Tax	0.00	0.00	0.00	1,126,530.00	1,310,281.67	183,751.67
01.030 Income Tax	0.00	0.00	0.00	0.00	0.00	0.00
01.035 Unrestricted Grants-in-Aid	229,320.00	240,485.73	11,165.73	1,605,240.00	1,696,246.58	91,006.58
01.040 Restricted Grants-in-Aid	17,939.00	17,615.32	(323.68)	125,573.00	124,612.84	(960.16)
01.045 Restricted Federal Grants-in-Aid - SFSF	0.00	0.00	0.00	0.00	0.00	0.00
01.050 Property Tax Allocation	0.00	0.00	0.00	154,623.00	154,782.67	159.67
01.060 All Other Operating Revenue	29,500.00	46,919.87	17,419.87	203,356.00	326,915.37	123,559.37
01.070 Total Revenue	276,759.00	305,020.92	28,261.92	3,960,322.00	4,315,002.21	354,680.21
02.010 Proceeds from Sale of Notes	0.00	0.00	0.00	0.00	0.00	0.00
02.020 State Emergency Loans & Advancements (Approved)	0.00	0.00	0.00	0.00	0.00	0.00
02.040 Operating Transfers-In	0.00	0.00	0.00	0.00	0.00	0.00
02.050 Advances-In	0.00	0.00	0.00	0.00	0.00	0.00
02.060 All Other Financial Sources	0.00	0.00	0.00	7,000.00	9,154.38	2,154.38
02.070 Total Other Financing Sources	0.00	0.00	0.00	7,000.00	9,154.38	2,154.38
02.080 Total Revenues and Other Financing Sources	276,759.00	305,020.92	28,261.92	3,967,322.00	4,324,156.59	356,834.59
03.010 Personal Services	284,090.00	264,114.10	(19,975.90)	2,086,061.00	2,061,834.79	(24,226.21)
03.020 Employees' Retirement/Insurance Benefits	112,500.00	110,012.47	(2,487.53)	786,255.00	731,382.62	(54,872.38)
03.030 Purchased Services	120,000.00	29,550.63	(90,449.37)	646,063.00	352,872.13	(293,190.87)
03.040 Supplies and Materials	30,500.00	16,507.47	(13,992.53)	217,196.59	185,650.44	(31,546.15)
03.050 Capital Outlay	24,900.00	(520.00)	(25,420.00)	155,396.00	26,165.04	(129,230.96)
03.060 Intergovernmental	0.00	0.00	0.00	0.00	0.00	0.00
04.010 Debt Service: All Principal (Historical)	0.00	0.00	0.00	0.00	0.00	0.00
04.020 Debt Service: Principal-Notes	0.00	0.00	0.00	0.00	0.00	0.00
04.030 Debt Service: Principal - State Loans	0.00	0.00	0.00	0.00	0.00	0.00
04.040 Debt Service: Principal - State Advancements	0.00	0.00	0.00	0.00	0.00	0.00
04.050 Debt Service: Principal - HB 264 Loans	0.00	0.00	0.00	37,000.00	37,000.00	0.00
04.055 Debt Service: Principal - Other	0.00	0.00	0.00	0.00	0.00	0.00
04.060 Debt Service: Interest and Fiscal Charges	0.00	0.00	0.00	3,663.00	3,663.00	0.00
04.300 Other Objects	3,300.00	790.32	(2,509.68)	70,875.00	72,211.16	1,336.16
04.500 Total Expenditures	575,290.00	420,454.99	(154,835.01)	4,002,509.59	3,470,779.18	(531,730.41)
05.010 Operational Transfers - Out	75,000.00	64,732.00	(10,268.00)	75,000.00	64,732.00	(10,268.00)
05.020 Advances - Out	0.00	0.00	0.00	0.00	0.00	0.00
05.030 All Other Financing Uses	0.00	0.00	0.00	0.00	0.00	0.00
05.040 Total Other Financing Uses	75,000.00	64,732.00	(10,268.00)	75,000.00	64,732.00	(10,268.00)
05.050 Total Expenditure and Other Financing Uses	650,290.00	485,186.99	(165,103.01)	4,077,509.59	3,535,511.18	(541,998.41)
06.010 Excess Rev & Oth Financing Sources over(under) Exp & Oth F	(373,531.00)	(180,166.07)	193,364.93	(110,187.59)	788,645.41	898,833.00
07.010 Cash Balance-July1 -Excluding Proposed Renew/Replace & New	0.00	12,455,845.63	12,455,845.63	0.00	11,487,034.15	11,487,034.15
07.020 Cash Balance June 30	(373,531.00)	12,275,679.56	12,649,210.56	(110,187.59)	12,275,679.56	12,385,867.15
08.010 Estimated Encumbrances June 30	0.00	1,035,123.37	1,035,123.37	0.00	1,035,123.37	1,035,123.37